

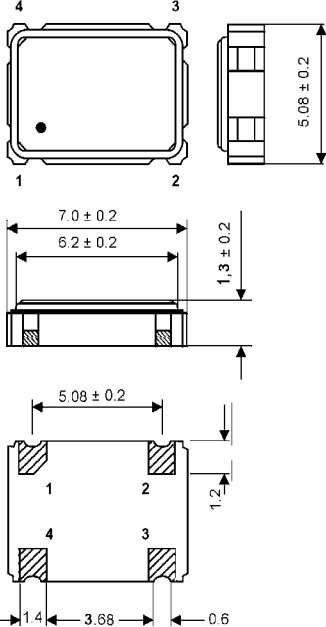


### Clock Oscillator SMD-version

+1,8 / +2,5 / +3,0 / +3,3V

model	KXO-V97			
frequency range	1,0 ~ 50,0 MHz			
frequency stability at -20° ~ + 70°C	± 50 ppm			
at -40° ~ + 85°C	± 100 ppm			
at -40° ~ +105°C	± 120 ppm			
operating temperature	standard	-20° ~ + 70°C		
	available	-40° ~ + 85°C (=KXO-V97T)		
	available	-40° ~ +105°C (=KXO-V97E)		
storage temperature	-40° ~ +85°C			
symmetry	50% ± 10% at ½ Vcc level			
rise & fall time max.	6 ns			
"0" level max.	+ 0,4V			
"1" level min.	Vcc -0,5V			
input voltage Vcc	standard + 3,3V ± 10%			
	available +1,8V ± 5%/ +2,5V ± 5%/ +3,0V ±10%			
input current		+1,8V	+2,5V	+3,0V/+3,3V
	1,0 ~ 20,0 MHz	3,5 mA typ., 6,0 mA max.	4,0 mA typ., 11,0 mA max.	4,0 mA typ., 6,0 mA max.
	20,1 ~ 50,0 MHz	4,5 mA typ., 6,0 mA max.	6,0 mA typ., 11,0 mA max.	6,0 mA typ., 11,0 mA max.
output load HCMOS	30 pF			
	10 ms			
tristate function	yes			
disable delay time	100 ns max.			
enable delay time	4 ms max.			
random jitter	7ps max.			
peak to peak jitter	40ps max.			
contents of reel	1000 pcs.			
RoHS	according to RoHS 2011/65/EU			
part no.	12.94200 ~ 12.94599			

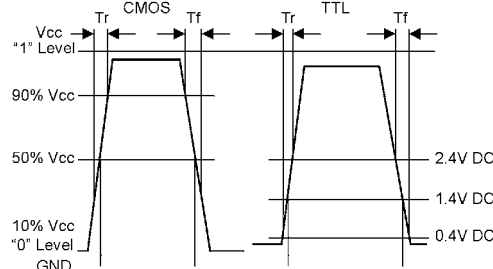
**Dimensions (mm):**



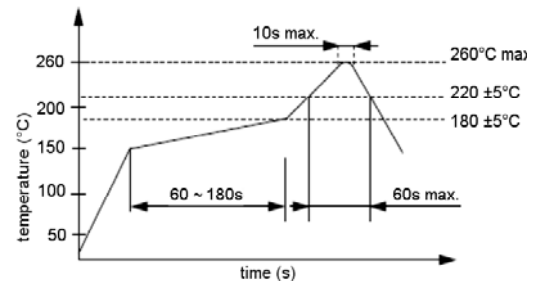
PIN	CONNECTION
1	"L" (OV) "H" or OPEN
2	GND
3	Z OUTPUT
4	Vcc

Z: high impedance

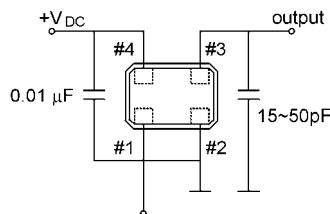
**Output waveform:**



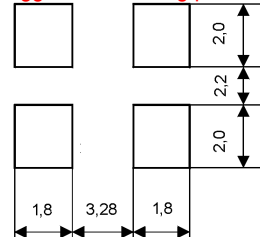
**Reflow soldering condition:**



**Test circuit:**



**Suggested soldering pad:**



**Tape specification:**

