

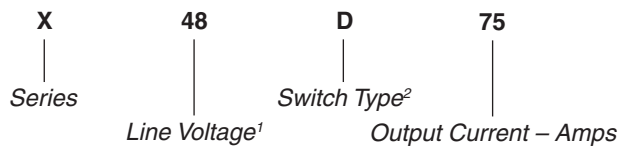
FEATURES/BENEFITS

- Solid-state relay designed for most loads
- Capable of handling loads with high inrush current, such as infrared lamps
- Back-to-back thyristors on output for long life
- Up to 1600V blocking voltage
- Compact package



Part Number	Description
X48D75	75A, 600 Vac Solid-State Relay
X60R75	75A, 690 Vac Solid-State Relay

Part Number Explanation



NOTES
1) Line Voltage (nominal): 48 = 480 Vac
2) Switch Type: D = Zero-cross turn-on; R = Random turn-on

MECHANICAL SPECIFICATION

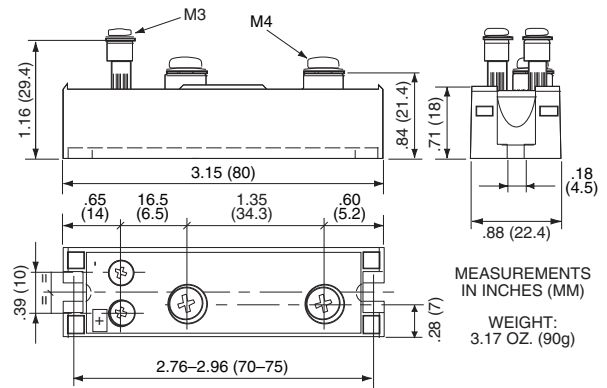


Figure 1

ELECTRICAL SPECIFICATIONS

(+20°C ambient temperature unless otherwise specified)

INPUT (CONTROL) SPECIFICATIONS

	Min	Max	Units
Control Range			
X48D75	5	30	Vdc
X60R75	4	30	Vdc
Input Current Range			
X48D75	5	30	mA
X60R75	2	30	mA
Must Turn-Off Voltage	1		V
Input Resistance (Typical)	1000		Ω
Reverse Voltage Protection	30		V

TYPICAL APPLICATION

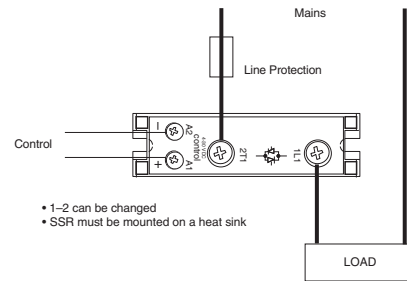


Figure 2

CONTROL CHARACTERISTIC

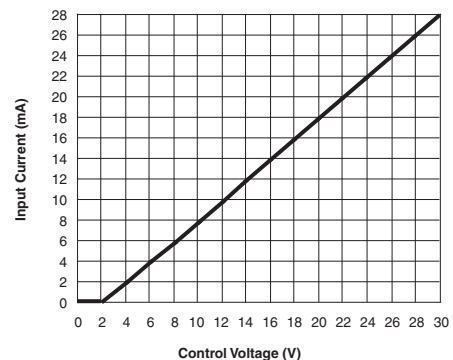


Figure 3

ELECTRICAL SPECIFICATIONS
(+20°C ambient temperature unless otherwise specified)

OUTPUT (LOAD) SPECIFICATIONS

	Min	Max	Units
Operating Range			
X48D75	24	600	Vrms
X60R75	24	690	Vrms
Peak Voltage			
X48D75		1200	Vpeak
X60R75		1600	Vpeak
Output Current Range			
	.005	75	A
Zero-Cross Window (X48D75)			
		±12	V
Maximum Surge Current Rating (Non-Repetitive)			
		1000	A
On-State Voltage Drop			
		1.3	V
Off-State Leakage Current (60 Hz)			
		1	mA
Turn-On Time (60 Hz)			
X48D75		8.3	ms
X60R75		0.8	ms
Turn-Off Time (60 Hz)			
		8.3	ms
Operating Frequency Range			
	0.1	880	Hz
Off-state dv/dt			
		500	V/μs
Maximum di/dt (Non-Repetitive)			
		50	A/μs
I²t for Match Fusing (<8.3 ms)			
		5000	A ² s

GENERAL SPECIFICATIONS

(+20°C ambient temperature unless otherwise specified)

ENVIRONMENTAL SPECIFICATIONS

	Min	Max	Units
Operating Temperature			
	-40	+100	°C
Storage Temperature			
	-40	+100	°C
Input-Output Isolation			
	4000		Vrms
Output-Case Isolation			
	4000		Vrms
Rated Impulse Voltage			
	4000		V

THERMAL CHARACTERISTICS

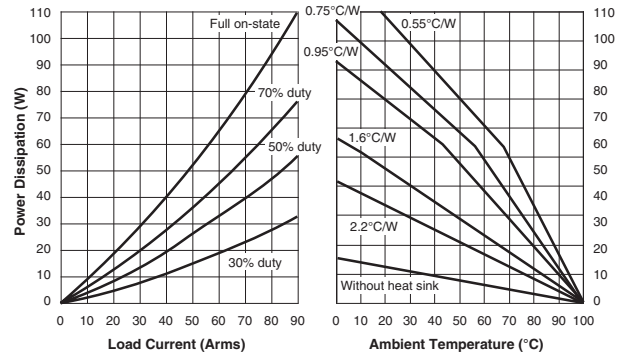


Figure 4

SURGE CURRENT

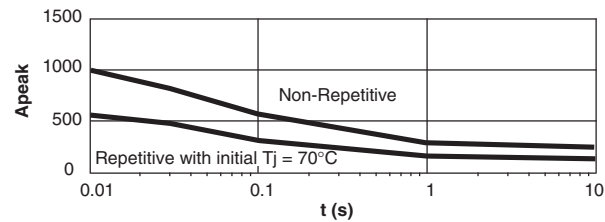


Figure 5

TYPICAL APPLICATION WITH 3 RELAYS

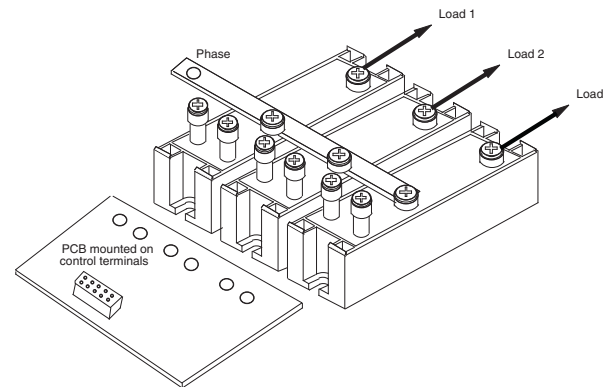


Figure 6

NOTES

1. For additional/custom options, contact factory.