

GaAs SPDT Terminated Switch DC - 2.5 GHz

Rev. V7

Features

- Very Low Power Consumption
- High Isolation: 30 dB up to 2 GHz
- Very High Intercept Point: 46 dBm IP₃
- Nanosecond Switching Speed
- Temperature Range: -40°C to +85°C
- Low Cost SOIC-8 Plastic Package
- Tape and Reel Packaging Available

Description

M/A-COM's SW-338 is a GaAs MMIC SPDT terminated switch in a low cost SOIC 8-lead surface mount plastic package. The SW-338 is ideally suited for use where very low power consumption is required.

Typical applications include transmit/receive switching, switch matrices, and filter banks in systems such as radio and cellular equipment, PCM, GPS, fiber optic modules, and other battery powered radio equipment.

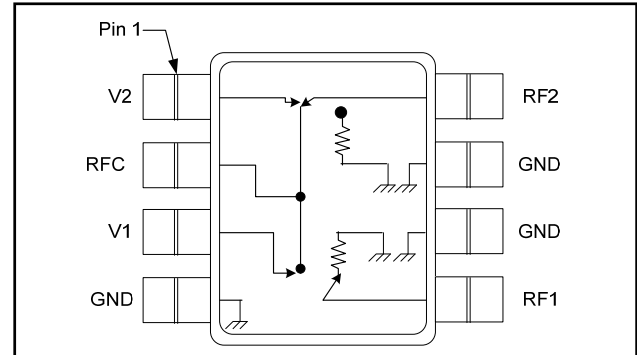
The SW-338 is fabricated with a monolithic GaAs MMIC using a mature 1-micron process. The process features full chip passivation for increased performance and reliability.

Ordering Information ^{1,2}

Part Number	Package
MASWSS0180	Bulk Packaging
MASWSS0180TR	1000 piece reel
MASWSS0180SMB	Sample Test Board

1. Reference Application Note M513 for reel size information.
2. All sample boards include 5 loose parts.

Functional Schematic



Pin Configuration

Pin No.	Function	Pin No.	Function
1	V2	5	RF Port 1
2	RF Common	6	Ground
3	V1	7	Ground
4	Ground	8	RF Port 2

Absolute Maximum Ratings ^{3,4}

Parameter	Absolute Maximum
Input Power 0.05 GHz 0.5 - 2.0 GHz	+27 dBm +34 dBm
Control Voltage	-8.5 V ≤ V _C ≤ +5 V
Operating Temperature	-40°C to +85°C
Storage Temperature	-65°C to +150°C

3. Exceeding any one or combination of these limits may cause permanent damage to this device.
4. M/A-COM does not recommend sustained operation near these survivability limits.

GaAs SPDT Terminated Switch
DC - 2.5 GHz

Rev. V7

Electrical Specifications: $T_A = 25^\circ\text{C}$, $V_C = 0\text{ V} / -2.9\text{ V}$, $Z_0 = 50\ \Omega$

Parameter	Test Conditions	Units	Min.	Typ. ⁵	Max.
Insertion Loss	DC - 0.5 GHz	dB	—	0.55	—
	0.5 - 1.0 GHz	dB	—	0.60	0.7
	1.0 - 2.0 GHz	dB	—	0.65	—
Isolation	DC - 0.5 GHz	dB	—	50	—
	0.5 - 1.0 GHz	dB	36	43	—
	1.0 - 2.0 GHz	dB	—	35	—
VSWR On/Off	DC - 2.0 GHz	Ratio	—	1.1:1	—
Trise, Tfall	10% to 90% RF, 90% to 10 % RF	nS	—	10	—
Ton, Toff	50% Control to 90% RF, 50% Control to 10% RF	nS	—	20	—
Transients	In-Band	mV	—	25	—
1 dB Compression Point	Input Power	dBm	—	15	—
	50 MHz @ 2.9V	dBm	—	16	—
	1.0 GHz @ 2.9V	dBm	—	26	—
	50 MHz @ 5.0V	dBm	—	27	—
2nd Order Intercept	Measured Relative to Input Power (for two-tone input power up to +5 dBm)				
	50 MHz @ 2.9V	dBm	—	46	—
	1.0 GHz @ 2.9V	dBm	—	52	—
	50 MHz @ 5.0V	dBm	—	63	—
3rd Order Intercept	Measured Relative to Input Power (for two-tone input power up to +5 dBm)				
	50 MHz @ 2.9V	dBm	—	27	—
	1.0 GHz @ 2.9V	dBm	—	27	—
	50 MHz @ 5.0V	dBm	—	47	—
Control Current	$ V_C = 2.9\text{ V}$		—	15	35

5. Typical values represent performance at middle of frequency range noted.

Truth Table⁶

Control Inputs		Condition of Switch RF Common to Each RF Port	
V1	V2	RFC-RF1	RFC-RF2
1	0	ON	OFF
0	1	OFF	ON

6. 0 = 0 V \pm 0.2 V, 1 = -2.9 V to -5.0 V

Handling Procedures

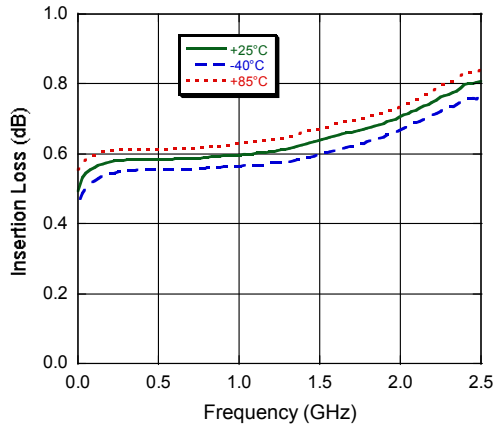
Please observe the following precautions to avoid damage:

Static Sensitivity

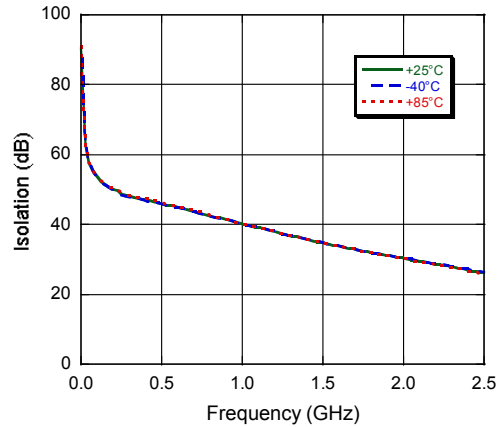
Gallium Arsenide Integrated Circuits are sensitive to electrostatic discharge (ESD) and can be damaged by static electricity. Proper ESD control techniques should be used when handling these devices.

Typical Performance Curves

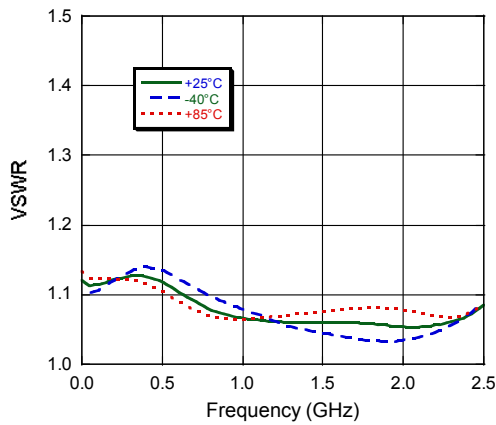
Insertion Loss



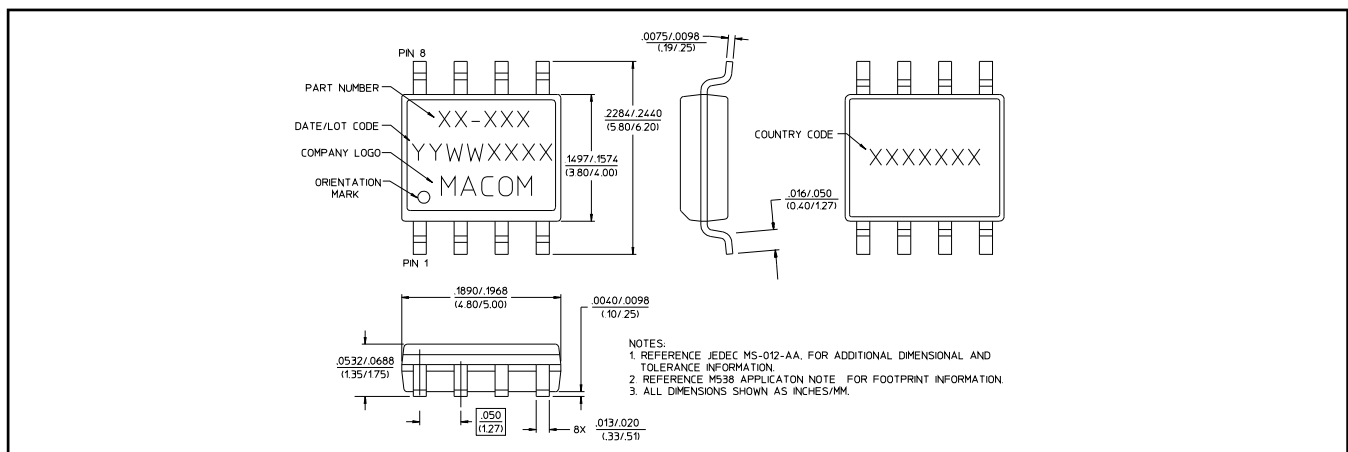
Isolation



VSWR



SOIC-8[†]



[†] Meets JEDEC moisture sensitivity level 1 requirements.

ADVANCED: Data Sheets contain information regarding a product M/A-COM Technology Solutions is considering for development. Performance is based on target specifications, simulated results, and/or prototype measurements. Commitment to develop is not guaranteed.
PRELIMINARY: Data Sheets contain information regarding a product M/A-COM Technology Solutions has under development. Performance is based on engineering tests. Specifications are typical. Mechanical outline has been fixed. Engineering samples and/or test data may be available. Commitment to produce in volume is not guaranteed.

- **North America** Tel: 800.366.2266 / Fax: 978.366.2266
- **Europe** Tel: 44.1908.574.200 / Fax: 44.1908.574.300
- **Asia/Pacific** Tel: 81.44.844.8296 / Fax: 81.44.844.8298

Visit www.macontech.com for additional data sheets and product information.

M/A-COM Technology Solutions Inc. and its affiliates reserve the right to make changes to the product(s) or information contained herein without notice.