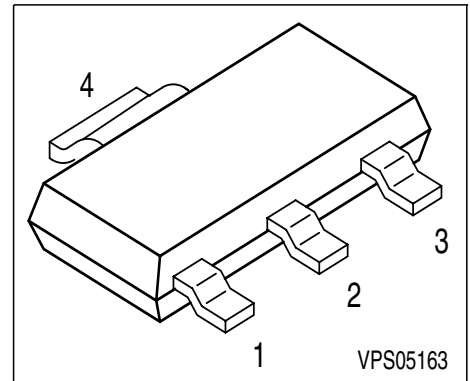


NPN Silicon High-Voltage Transistors

- Suitable for video output stages in TV sets and switching power supplies
- High breakdown voltage
- Low collector-emitter saturation voltage
- Complementary types: BFN 37, BFN 39 (PNP)



Type	Marking	Pin Configuration				Package
BFN 36	BFN 36	1 = B	2 = C	3 = E	4 = C	SOT-223
BFN 38	BFN 38	1 = B	2 = C	3 = E	4 = C	SOT-223

Maximum Ratings

Parameter	Symbol	BFN 36	BFN 38	Unit
Collector-emitter voltage	V_{CEO}	250	300	V
Collector-base voltage	V_{CBO}	250	300	
Emitter-base voltage	V_{EBO}	5	5	
DC collector current	I_C	200		mA
Peak collector current	I_{CM}	500		
Base current	I_B	100		
Peak base current	I_{BM}	200		
Total power dissipation, $T_S = 124\text{ °C}$	P_{tot}	1.5		W
Junction temperature	T_j	150		°C
Storage temperature	T_{stg}	-65 ... 150		

Thermal Resistance

Junction ambient ¹⁾	R_{thJA}	≤72	K/W
Junction - soldering point	R_{thJS}	≤17	K/W

1) Package mounted on pcb 40mm x 40mm x 1.5mm / 6cm² Cu

Electrical Characteristics at $T_A = 25^\circ\text{C}$, unless otherwise specified.

Parameter	Symbol	Values			Unit
		min.	typ.	max.	
DC Characteristics					
Collector-emitter breakdown voltage $I_C = 1 \text{ mA}, I_B = 0$	$V_{(BR)CEO}$				V
BFN 36		250	-	-	
BFN 38		300	-	-	
Collector-base breakdown voltage $I_C = 100 \mu\text{A}, I_B = 0$	$V_{(BR)CBO}$				
BFN 36		250	-	-	
BFN 38		300	-	-	
Emitter-base breakdown voltage $I_E = 100 \mu\text{A}, I_C = 0$	$V_{(BR)EBO}$	5	-	-	
Collector cutoff current $V_{CB} = 200 \text{ V}, I_E = 0$	I_{CBO}				nA
BFN 36		-	-	100	
$V_{CB} = 250 \text{ V}, I_E = 0$	BFN 38	-	-	100	
Collector cutoff current $V_{CB} = 200 \text{ V}, I_E = 0, T_A = 150^\circ\text{C}$	I_{CBO}				μA
BFN 36		-	-	20	
$V_{CB} = 250 \text{ V}, I_E = 0, T_A = 150^\circ\text{C}$	BFN 38	-	-	20	
Emitter cutoff current $V_{EB} = 4 \text{ V}, I_C = 0$	I_{EBO}	-	-	100	nA
DC current gain 1) $I_C = 1 \text{ mA}, V_{CE} = 10 \text{ V}$	h_{FE}	25	-	-	-
$I_C = 10 \text{ mA}, V_{CE} = 10 \text{ V}$		40	-	-	
$I_C = 30 \text{ mA}, V_{CE} = 10 \text{ V}$	BFN 36	40	-	-	
	BFN 38	30	-	-	
Collector-emitter saturation voltage 1) $I_C = 20 \text{ mA}, I_B = 2 \text{ mA}$	V_{CEsat}				V
BFN 36		-	-	0.4	
BFN 38		-	-	0.5	
Base-emitter saturation voltage 1) $I_C = 20 \text{ mA}, I_B = 2 \text{ mA}$	V_{BEsat}	-	-	0.9	

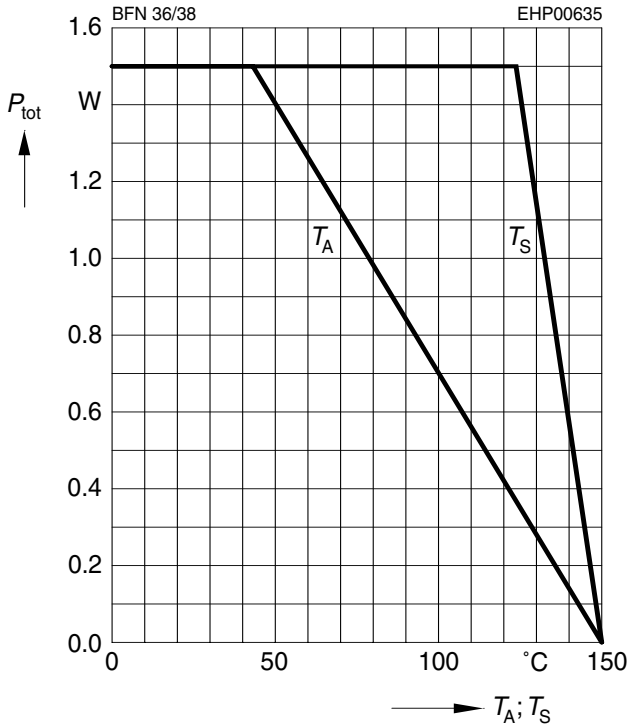
 1) Pulse test: $t < 300 \mu\text{s}$; $D < 2\%$

Electrical Characteristics at $T_A = 25^\circ\text{C}$, unless otherwise specified.

Parameter	Symbol	Values			Unit
		min.	typ.	max.	
AC Characteristics					
Transition frequency $I_C = 20\text{ mA}$, $V_{CE} = 10\text{ V}$, $f = 20\text{ MHz}$	f_T	-	70	-	MHz
Collector-base capacitance $V_{CB} = 30\text{ V}$, $f = 1\text{ MHz}$	C_{cb}	-	1.5	-	pF

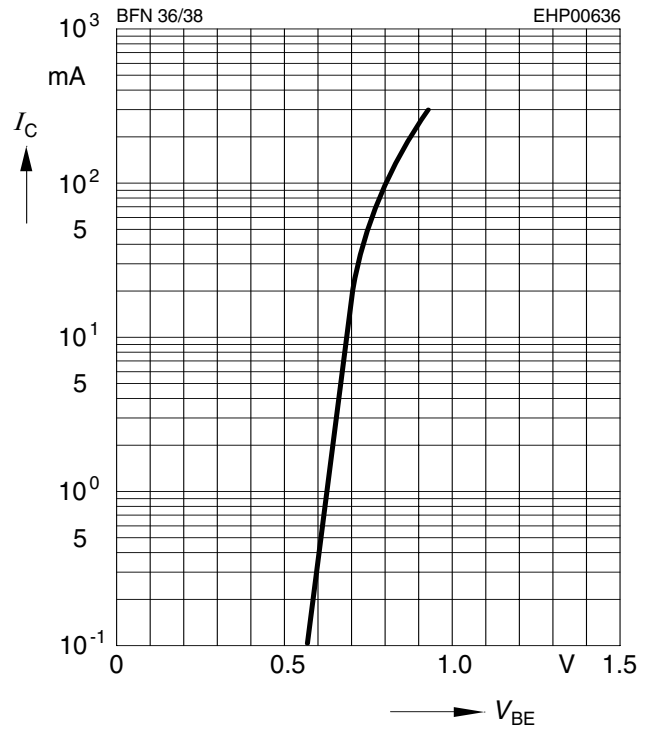
Total power dissipation $P_{tot} = f(T_A^*; T_S)$

* Package mounted on epoxy



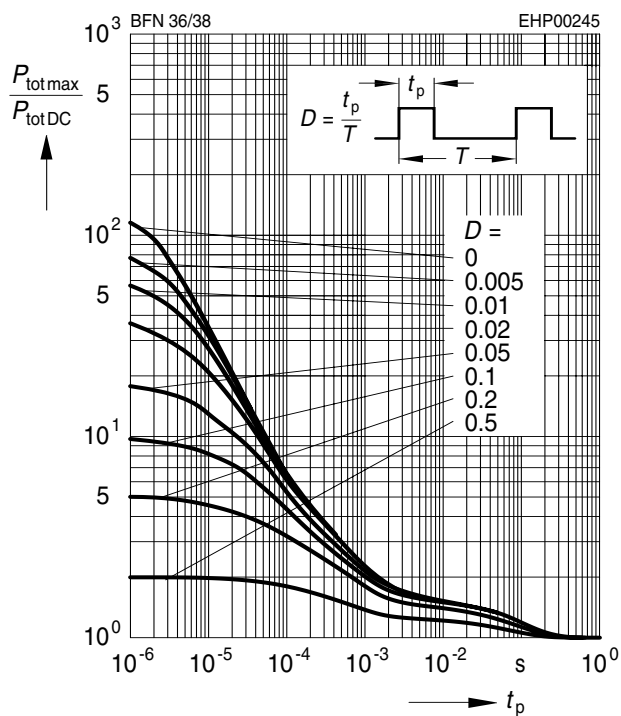
Collector current $I_C = f(V_{BE})$

$V_{CE} = 10V$



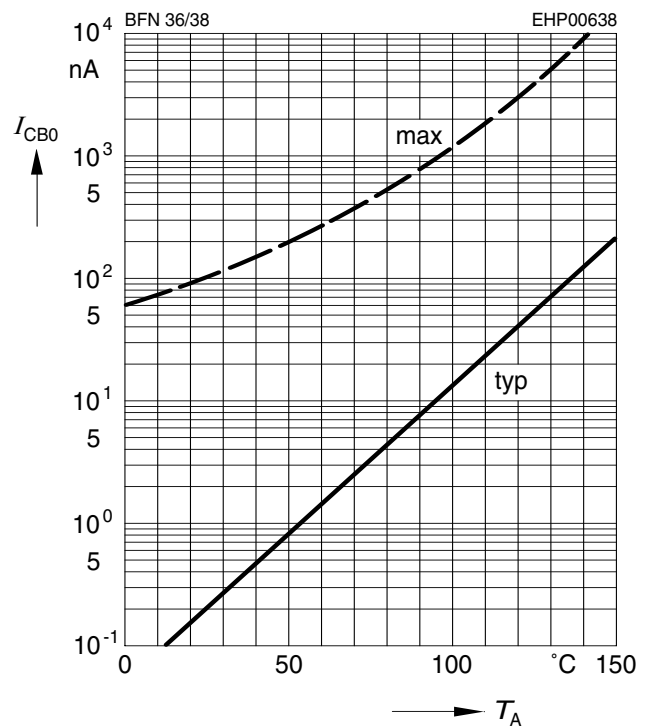
Permissible pulse load

$P_{totmax} / P_{totDC} = f(t_p)$



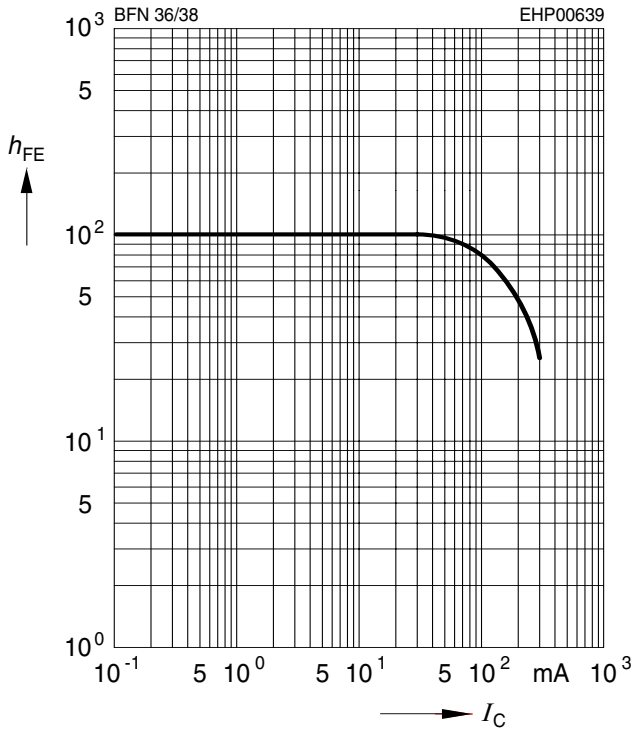
Collector cutoff current $I_{CBO} = f(T_A)$

$V_{CB} = 30V$



DC current gain $h_{FE} = f(I_C)$

$V_{CE} = 10V$



Transition frequency $f_T = f(I_C)$

$V_{CE} = 10V, f = 100MHz$

